



MODEL ER14250/W
Lithium Thionyl Chloride
(Li-SOCl₂) Battery

(International size reference: 1/2AA, ER14250/W)

ELECTRICAL CHARACTERISTICS

(Typical values for cells stored for one year or less, at +30°C max.)

■ **Nominal capacity** **1.20Ah**
 (At 1.0 mA, +20°C, 2.0V cut off. The capacity restored by the cell varies according to current drain, temperature and cut off voltage.)

■ **Nominal voltage** **3.6 V**


■ **Maximum recommended continuous current** **35 mA**
 (Higher currents possible, consult OmniCel)

■ **Maximum pulse capability:** **Typically up to 50 mA**

■ **Storage** (Recommended) **+30°C max.**
 (For more severe condition consult OmniCel)

■ **Operating temperature range** **-55°C / +85°C**
 (Operation at temperature different from ambient may lead to reduced capacity and lower voltage plateau readings.)

KEY FEATURES

- ✓ High and stable operating voltage
- ✓ High minimum voltage during pulsing
- ✓ Low self discharge rate (less than 1% after 1 year of storage at +25°C)
- ✓ Stainless steel container
- ✓ Hermetic glass-to-metal sealing
- ✓ Non-flammable electrolyte
- ✓ Non-restricted for transport
- ✓ Compliant with IEC 60086-4 safety standard and EN 60079-11 intrinsic safety standard
-  Underwriters Laboratories (UL) Component Recognition (File Number MH 28717)

MAIN APPLICATIONS

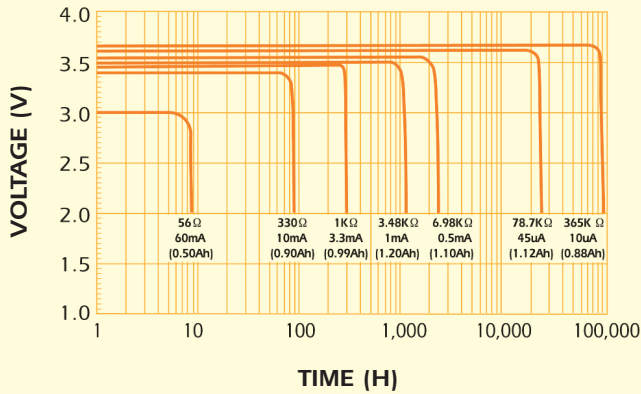
- ✓ Utility metering
- ✓ Alarms and security devices
- ✓ Memory back-up
- ✓ Tracking systems
- ✓ Automotive electronics
- ✓ Professional electronics ... etc.

 **WARNING:**

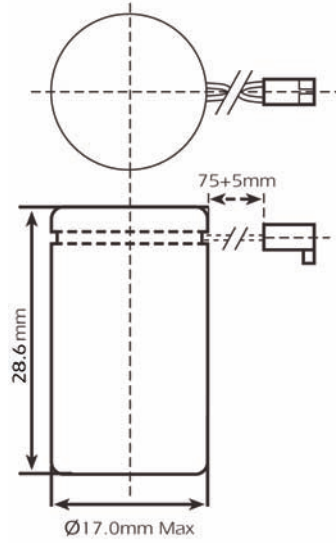
Fire, explosion and severe burn hazard. Do not recharge, crush, disassemble, heat above 212°F (100°C), incinerate, or expose contents to water. Do not solder directly to the cell, use tabbed cell instead.

Note: Information in this document is subject to change without notice. Any representations in this data sheet concerning performance are for informational purpose only and are not construed as warranties, either expressed or implied, of future performance.

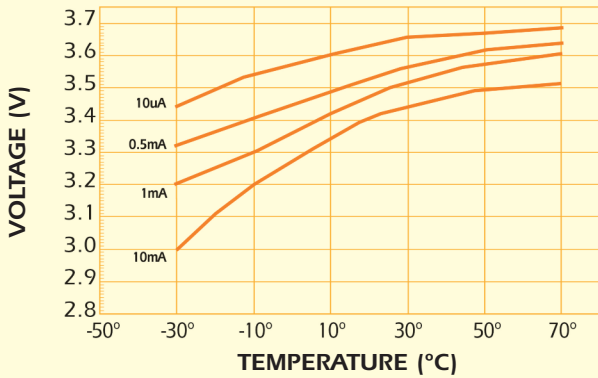
Typical Discharge Profile @ +20°C (Typical value)



ER14250/W



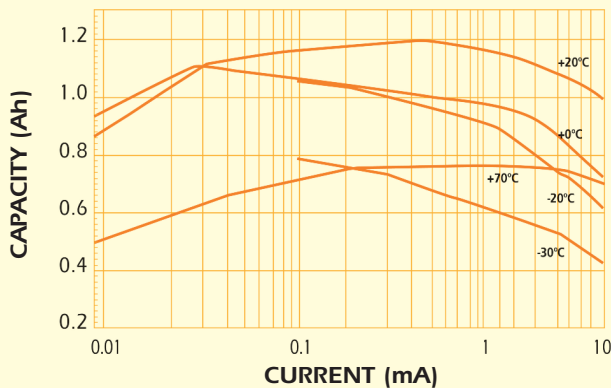
Voltage Plateau versus Current and Temperature (At min. discharge)



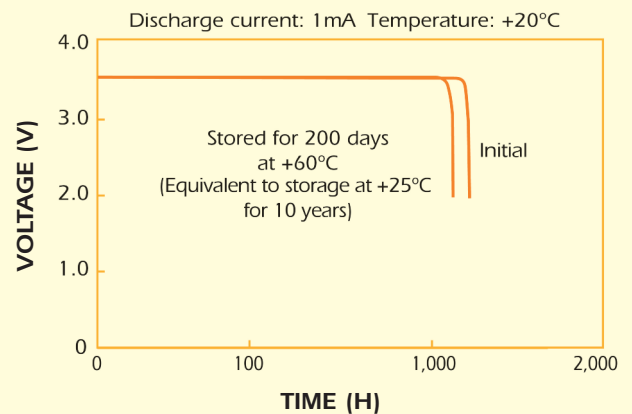
Physical Characteristics

Diameter (max)	17.0 mm (0.571")
Height (max)	28.6 mm (1.126")
Weight	13 g (0.458oz)
Wire Length	75±5mm (2.952+1.97")
Lithium content	0.31 g (0.010 oz)

Capacity versus Current and Temperature (2.0 V cut off) (Typical value)



Storage Characteristics



Any discharge data in this document are all vertical discharge. For other conditions consult OmniCel.